



The Girl I Left Behind Me (Easy Couples Mixer)

Music: *The Girl I Left Behind Me* by Jim & Jesse McReynolds
 (from the CD *The Original Bluegrass Spectacular!*, CMH Records CD-5902)
 Choreography: Buster Green, 30520 Huntington Circle, Bulverde TX 78163 Ph: (830) 980-3600

This is an easy, beginner-level couples mixer, but fun for all. The only stipulation is that there must be an even number of couples for the Chinese Fan (Part B) to work. Couples start in a big circle, ladies on the right, inside hands joined, and facing LOD (counterclockwise around the circle). Wait 8 beats for the intro.

PART A: (32 beats)

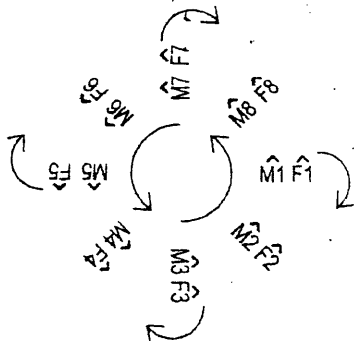
Triple / "Half" Samantha	DS &1	DS &2	DS &3	RS &4	{ moving forward	DS &5	DS(xif) &6	DR &7	S &8	DR &9	S &10	{ turn to face
2 Dbl Step Brush SL / Triple	DS &1	BR &2	SL &3	DS &4	BR &5	SL &6	{ twist right, then left	DS &7	DS &8	DS &9	RS &10	{ star thru to face RLOD

Repeat All (RLOD)

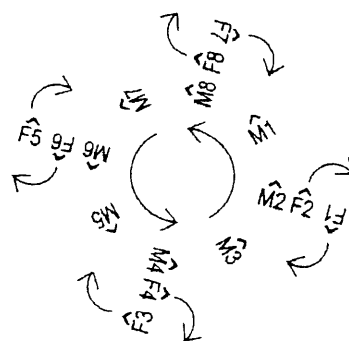
Couples move forward with a triple, then do a "half" Samantha (I guess you could call it a "Sam"), turning to face each other on the drag-steps and joining outside hands. Couples are now face-to-face, holding hands in "butterfly" position. Perform 2 Double-Step Brush Slides, twisting slightly right, then left, to avoid kicking each other, then "star thru" with a Triple to face RLOD (clockwise). (Star thru: Keep the man's right hand and lady's left hand joined; the man raises his right hand, lady turns under man's raised arm to face to her left, man moves around lady to face to his right. End beside each other, inside hands joined.) Repeat the entire sequence to end facing original direction (LOD) again

PART B: (32 beats)

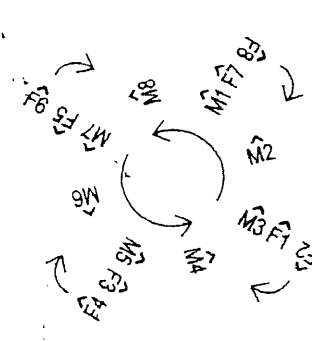
16 Basics: Chinese Fan (perform twice, 8 basics per sequence)



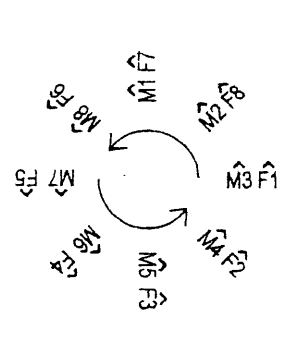
Odd girls roll back
(2 basics)



Take the even girls with them
(2 basics)



Even girls roll back
(2 basics)



Couples move forward
(2 basics)

This is much easier than it looks (and a lot of fun). The footwork is all basics, so you can concentrate on the figure. The guys have it easy, they just move forward continually around the circle, while the girls do all the work (go figure!). The odd girls will roll back to their right (everyone else keeps moving forward), joining right hands with the even girls behind them (2 basics). Continuing to roll to their right and taking the even girls with them, the odd girls will join up with the next guy in line, facing front once again (2 basics). The even girls are now on the outside, facing the rear. Dropping hands with the odd girls, the even girls roll to their right and join up with the next guy, facing front (2 basics.). Now everybody moves forward two basics, and the whole thing repeats one more time. (16 basics total).

SEQUENCE/ENDING: A-B-A-B-A-B-A-B-A. Last time around on Part A (music will begin to fade), do one sequence only and just "triple" off the floor.